

**Construction of Thin-walled Stainless Steel  
Pipeline Installation Manual**

**2019 6**

ž ! " .....	2
# \$ Ž .....	2
% & ' ( ) .....	2
* + , - . .....	2
/ 0 1 2 3 .....	3
1.1 0 1 4 5 .....	3
1.2 0 1 6 7 8 9 : .....	3
2 0 1 ; < .....	4
2.1 ; < . = .....	4
2.2 ; < > ? .....	4
3 0 1 @ 2 .....	6
4. A B C D .....	8
5. E B F G .....	17
6 < H I J .....	19
7 C K L M N O .....	20
P Q 1 R S 0 1 T U V W X Y Z [ \ ] ^ .....	22
P Q 2 _ ` a 0 1 6 7 b C D c d e T > f .....	24
P Q 3 g A B O Q C D h i .....	26
P Q 4 j B k < H R S l m b n o p q .....	27





2

2 1

óõ/õ/ 0 1 C D < ¼; < ¾H = æ Q ´

» ; < 2 3 8 { | Q K ~ ï

»

óóóòù 0 1 Š b @ ~ ¾ ¿ < ¼ ¥

T h i \$ ¿ æ †

» T h i B O À ® ý ± / ï

» O T ³ r O 1 À ® t ó ~ ³ r O 1 À ® t ± ý ï

» O 1 O ø T ° \_ a / ï

óóóó 0 1 æ æ À ~ ¾ T X ; ¥

óóóóÿ %Š \_ ` a O ĆX ĆX ' T Ò Ó ¾ § Ó ~ \_ ™ %o

Š \_ ` a X O ¥

óóóó C D T f l O ~ \_ Å T Ć ' Y Z O À Š ¾ ¥

óóóó 0 1 T - Ć - f T ¾ \$ ¿ æ T † ¥

^		¶ »
-	À	ÿ
		ó
	,	/ÿ
		/
- f	À	/ÿ
		/
	,	/
		ÿ

óóóóó X † O 1 Ć p í T ~ O T Ñ³ ~ † Ä O 1 8 n T 5

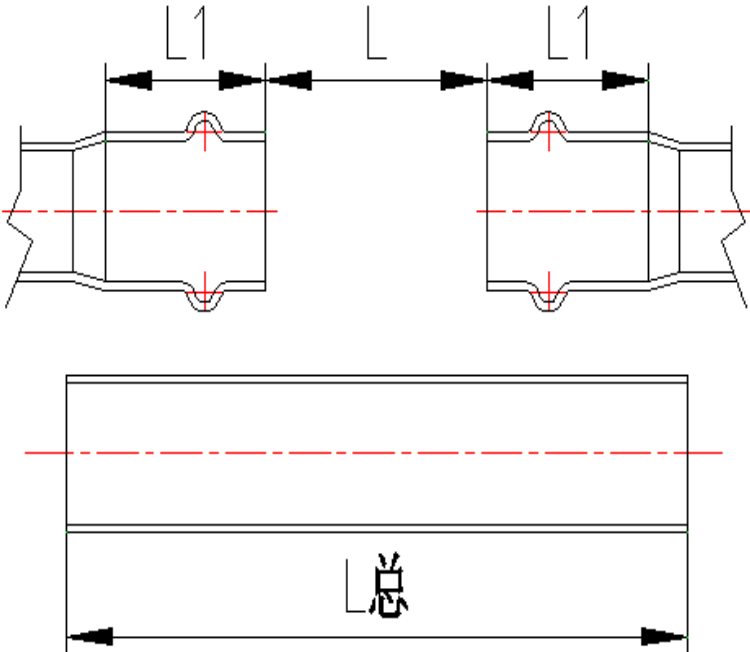
¾ \$ ¿ æ T † ¥



ùõùõ	%đ _ ` a 0	T	æ	¥		
« - h i	/ ± /ÿ	ó ± /ÿ	ùó± /ÿ	ÿ ± ÿ	ô ± /óÿ	/ÿ ± ó
X † 0	/	/ÿ	ó	óÿ	ù	ùÿ
0	/ÿ	ó	óÿ	ù	ùÿ	

# 4

## 4.1 æ × € 0

Mw	[ \
<p>A€ ; &lt; ; &lt; &gt; f i Ä 0 ¥</p>	 <p style="text-align: center;"><b>图4.1 安装平面图</b></p> <p>! 0 " ! å ³ 3 ½'</p> <p style="text-align: center;"><b>L = L + 2 × L<sub>1</sub></b></p> <p>· L<sub>1</sub> ÅÆ   0 " ! å ĩ</p> <p>L<sub>1</sub> ÅÆ 0 Q å ³ ¶ S P Q 3 0 Q C D h</p> <p>i » ĩ</p> <p>L ÅÆ 0 Q ~ ¾_ a 1cm ĩ</p>

O > X O Å Å ý  
 O /ÿ± ÿ X O § 8  
 T ½O O ì Ä ¶  
 4.2,4.3»~ [ \™ € ~ O O ¾ Ñª O  
 ~ ä ³ \_ ~  
 BCE € O ¥  
 \_ > §² X O ý ÿ± / X  
 O § f ì Ä ¥

ãó · € T O ì Ä ç } ~ § § Ž ™ O é  
 Ž ~ 9 0 å ³ ~ 0 \_ 0 ò Ó z  
 W ¥ S æ õ





















õ õ Ü Ý þ · 0 Q' Ü Ý þ C D Æ Ü Ý þ \_ Å Æ  
 Æ ¥  
 ö ÿ 0 0 Q · 0 Ñ 0 Q Ó ' ~ [ \ \_ > ú û þ ~  
 0 Q é ø 5 + ù ' ¥ ™ O ? X ~ \_  
 § ¥ S æ ö ÿ




öÿ



õ õ A B `

õ õ / A B > T . = < M

L M																																																		
ACE   S † C D O † † ¥	<table border="1"> <tr> <td>2144000102</td> <td>手动液压泵</td> <td>70MPa 油管6米 螺纹3/8"</td> </tr> <tr> <td>12144000108</td> <td>双卡环压工具枪头(剪刀头模式)</td> <td>行程0-100mm</td> </tr> <tr> <td>12144000501</td> <td>DN15双卡环压六角钳头 JL151</td> <td>DN15</td> </tr> <tr> <td></td> <td></td> <td></td> </tr> <tr> <td></td> <td></td> <td></td> </tr> <tr> <td></td> <td></td> <td></td> </tr> <tr> <td></td> <td></td> <td></td> </tr> <tr> <td></td> <td></td> <td></td> </tr> <tr> <td></td> <td></td> <td></td> </tr> <tr> <td></td> <td></td> <td></td> </tr> </table>	2144000102	手动液压泵	70MPa 油管6米 螺纹3/8"	12144000108	双卡环压工具枪头(剪刀头模式)	行程0-100mm	12144000501	DN15双卡环压六角钳头 JL151	DN15																						<table border="1"> <tr> <td>12144000107</td> <td>插电液压电动泵(含油管)</td> <td>HNB-700T 出力6.5吨 油管6米 螺纹3/8" </td> </tr> <tr> <td>12144000519</td> <td>双卡环压工具模头(分离式油缸模式)</td> <td>DN60双卡环压模头 </td> </tr> <tr> <td>12144000520</td> <td>双卡环压工具模头(分离式油缸模式)</td> <td>DN60双卡环压模头 </td> </tr> <tr> <td>12144000521</td> <td>双卡环压工具模头(分离式油缸模式)</td> <td>DN80双卡环压模头 </td> </tr> <tr> <td>12144000522</td> <td>双卡环压工具模头(分离式油缸模式)</td> <td>DN100双卡环压模头 </td> </tr> <tr> <td>12144000523</td> <td>双卡环压工具模头(分离式油缸模式)</td> <td>DN120双卡环压模头 </td> </tr> </table>	12144000107	插电液压电动泵(含油管)	HNB-700T 出力6.5吨 油管6米 螺纹3/8" 	12144000519	双卡环压工具模头(分离式油缸模式)	DN60双卡环压模头 	12144000520	双卡环压工具模头(分离式油缸模式)	DN60双卡环压模头 	12144000521	双卡环压工具模头(分离式油缸模式)	DN80双卡环压模头 	12144000522	双卡环压工具模头(分离式油缸模式)	DN100双卡环压模头 	12144000523	双卡环压工具模头(分离式油缸模式)	DN120双卡环压模头 
	2144000102	手动液压泵	70MPa 油管6米 螺纹3/8"																																															
12144000108	双卡环压工具枪头(剪刀头模式)	行程0-100mm																																																
12144000501	DN15双卡环压六角钳头 JL151	DN15																																																
12144000107	插电液压电动泵(含油管)	HNB-700T 出力6.5吨 油管6米 螺纹3/8" 																																																
12144000519	双卡环压工具模头(分离式油缸模式)	DN60双卡环压模头 																																																
12144000520	双卡环压工具模头(分离式油缸模式)	DN60双卡环压模头 																																																
12144000521	双卡环压工具模头(分离式油缸模式)	DN80双卡环压模头 																																																
12144000522	双卡环压工具模头(分离式油缸模式)	DN100双卡环压模头 																																																
12144000523	双卡环压工具模头(分离式油缸模式)	DN120双卡环压模头 																																																


<p>BCE      ¥</p>	 <p>í + ~ Œæ E - ™          ¥ š Å Œ „ ¥</p>
<p>CCE      j B k ¥</p>	<p>j B k Y &lt; M _ R Œ W ' Y Z § ¥          j B k S P Q 4 &lt; H R S l m b n o p          q ~ i Ä l ¥</p>
<p>DCE      B ²</p>	

õ õóA B x ¢ L M

Mw	[ \
<p>AÆ ë ì            Ä Ò Ó ¥</p>	
<p>B AB ë ä            . OQ R T            ø ¥</p>	

CCE ¿ ë ä ~


t B L M




#### 4.2 Ž g A B A B B ²

DCE O Q t B ~  
 B ² ~  
 B u  
 B 3 ¥


序号	公称直径 (mm)	卡压压力 (Mpa)
1	DN 15~25	40
2	DN 32~50	50
3	DN 65~100	60



ECE B g  
A B 0 1



FCE C D ~  
B Ó " ... ¥



" ...  
① B Ó ø 36 B ¾ é ĩ  
② § § ... ‡ A B T h i

# 5

ÿö/ 01 TXB F ¾\$ ç æ ‡

» XB FX „ ¾\$ ç îïÿ òT > f ~ F œN § Ø X

§ æX Œ X' F ç TX „ ì Ä B Ì

» ™ D8 DO1TCDS ç CD ‡ ~ p ì Ä XB F Ì

» XB FB² r 01 < MB² T /öÿ ~ \_ª ö Ì

» XB F > ~ ¾ F B 01 CK Å Ú T 89J ; ~

FT Ó ø ¾ Ì

» XB F ç p ì Ä ; < ¥ XB F ~ < ¼ }

¾ Œ ~ HFG ¥

ÿöóö XB F ¾ æ ì Ä

» BO éÝ ~ [ ~ O' n Ì

» O1 [ X ~ ì Ä X Ü z Ì

» O1 tB § — k ì Ä ~ B \_¾ª / Ì

» ‡ T FB² tB ~ / ~ B² \_ ö ó Ì

FB² < MB² ~ O1 MÀ F ~ \_ Wr ç Ì

» O1 tB Y Å WX B² æ ‡ ~ ¾ O1 ~

™no WX à ~ ‡ B ~ Ñ \$ ç > f Ì

» ™: ³ª ÿ' T æ ì Ä XB F 8 - X² F ~ ¾


T ; ¥

ÿöüö B ~ ¾ O1 ' T B X ° ¥ B ~ O1 å 5 \_



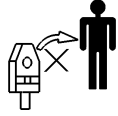




7



7 7.3



7.4



7.5







2

		ž	/	ó	ù		ÿ			ô	ò	/	//	/ó	/ù	/	/ÿ	/	/	/ô
2 3 B <sup>2</sup>		ō						/ō						/ō						
- ®		ùó		ÿ	ÿ	ô	/	ùó		ÿ	ÿ	ô	/	ùó		ÿ	ÿ	ô	/	
"		/ó	/ó	/	/	/	/	/ó	/ó	/	/	/	/	/ó	/ó	/	ô	ò	ò	
S °		ōù	ōù	ōÿ	ōÿ	ōÿ	ōÿ	ōù	ōù	ōÿ	ōÿ	ōÿ	ōÿ	ōù	ōù	ōÿ	ōÿ	ōÿ	ōÿ	
		/	/	/	ó	ó	ó	/	/	/	ó	ó	ó	/	/	/	ó	ó	ó	
}	6	/	/	/	ò	ÿ/	ÿó	//	//	/ òÿ	/	ÿ		ò	ò	/ù	ù	ùÿ	ù	
	7																			
...		ô		ò	óÿ	óÿ	óó			ôôÿ	óù	óù	ó	ôÿ	ùôÿ	ôÿ	/	/ÿ	/	
" z		í a <sup>3</sup>	óóó	ÿùôó	/ÿóó	/ó/ó	/ùóó	/ÿ ó/	óùóó	/ ÿóù	/ÿóó	/ ÿóó	/ òÿ	/ò ó	/ óó/	/ù ó	óóóó	óù ó/	ó/óóù	ó óù
z		Å Ú	/ó	/ó	óÿ		ô	/ó/	//	/	óÿ		ôÿ	//ò	//	/	ó		óù	//
		ó																		

3

P üö/

4

· ™ < H ~ À ø Q K C D ~ L M ¥ ¤ l m , l  
 m } ¥ \_ ~ ¾ ¥

l m Y		( p
q E < MB u	AÆ B <sup>2</sup> ~ B <sup>2</sup> R < M	
	BÆ B	B
	CÆ < H Ò Ó ç Å W	¶ Ò Ó »
	DÆ á	t \$ ¿ > f T j B
	EÆ B ì ä < M R	w l
E B ~ ë	AÆ j B Ž ¿ ©	32#~ 46#
	BÆ ; < . T <sup>3</sup>	j B 1/3 B )
	CÆ o † -	j B
E B ~ B <sup>2</sup> þ	AÆ B ä _ Ü	w l

E B ~ B<sup>2</sup> þ BŒf B ä \_ Ü w l  
 AŒ š Å „ }  
 q ð BŒE B B<sup>2</sup> C D Œ B<sup>2</sup>  
 CŒë < H Ž O Q ŒO “ + | § O Q  
 q AŒ B ‘ K B  
 AŒ ~ [ , f  
 k € ~ BŒ ä o ä „  
 CŒ- , ~ ‘ B E -